



**Carmex**  
Precision Tools Ltd.

*x-treme thread cutting™*



**New**

## Mini Tools



## Carmex presents Mini Tools, a new generation of vertical inserts and toolholders for threading, chamfering, grooving and turning.



- Carbide shank toolholder provides excellent vibration resistance.
- Long reach.
- Through coolant.

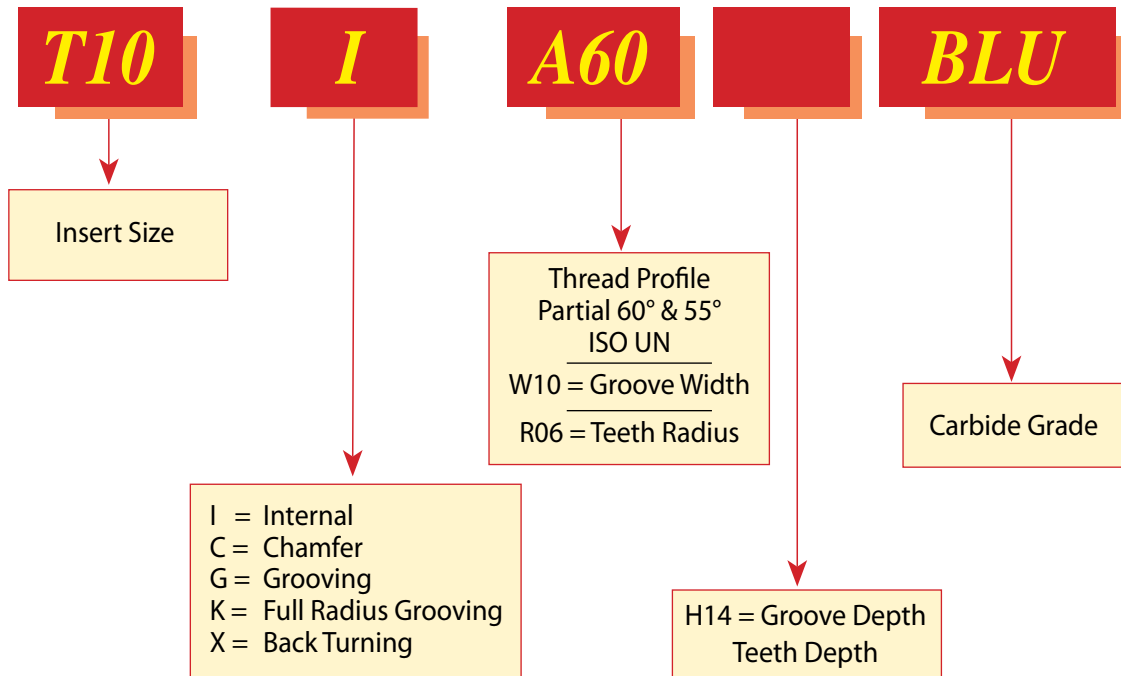


- For threading, grooving, boring and chamfering.
- Quick indexing.
- Carbide Grade: BLU-Sub-micron grade with advanced PVD triple layer coating delivering high heat resistance and smooth cutting operation.

### Typical applications:


- Long threads or applications requiring over-hang.
- Enables production of threads with large pitch/profile.
- Threading, grooving, boring, profiling & chamfering - It's possible to offer most of the Tiny tools profiles on the insert.

## Product Identification



## Carbide shank Toolholder

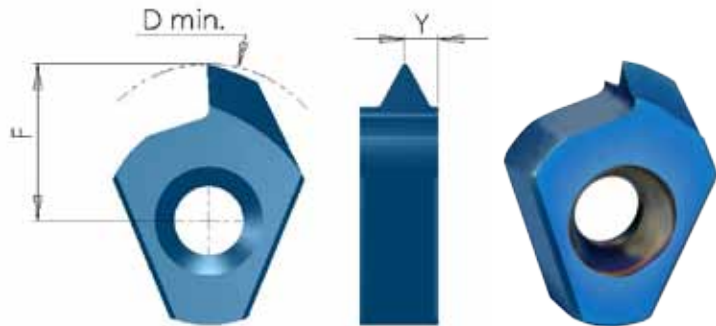
With internal coolant



Ordering Code	Insert Type	d	L	Insert Screw	Torx Key
ST 0010 M10C	T10	10	150	S11	K11

## Partial Profile 60°

Same insert for internal and external thread



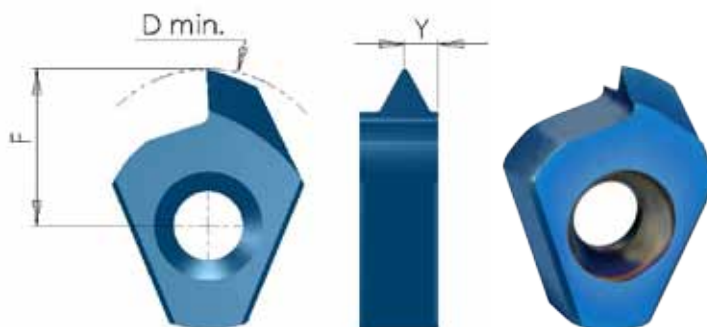
Ordering Code	Pitch Range mm	Pitch Range TPI	D min	F	Y
<b>T10 A60</b>	Int 0.5-0.8 Ex 0.4-0.8	56-28 64-32	11.6	6.4	0.6
<b>T10 G60</b>	Int 1.0-2.0 Ex 0.8-1.75	28-13 32-15	12.3	7.1	1.3
<b>T10 D60</b>	Int 2.0-3.0 Ex 1.75-2.5	13-8 15-10	13.1	7.9	1.5

## Partial Profile 55°

Same insert for internal and external thread

Ordering Code	Pitch Range TPI	D min	F	Y
<b>T10 G55</b>	19-14	12.4	7.2	1.2

## Full Profile



### ISO

Inserts for internal thread

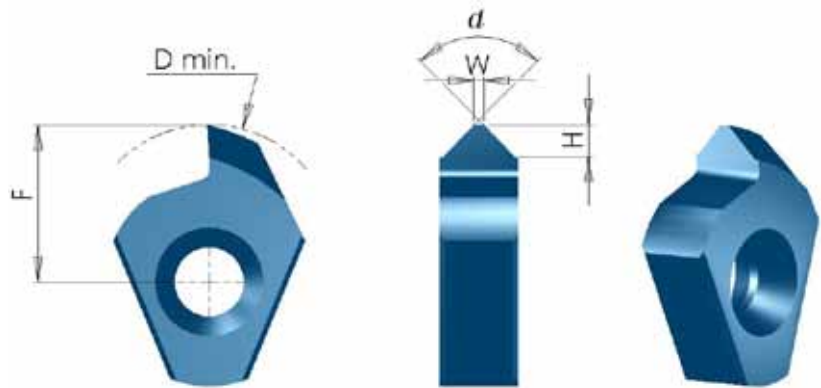
Ordering Code	Pitch mm	M coarse	M fine	D min	F	Y
T10 I 0.5 ISO	0.5		M12	11.3	6.1	0.5
T10 I 0.75 ISO	0.75		M12	11.3	6.1	0.6
T10 I 1.0 ISO	1.0		M13	11.7	6.5	0.7
T10 I 1.5 ISO	1.5		M14	11.7	6.5	1.0
T10 I 2.0 ISO	2.0	M16	M17	12.0	6.8	1.3
T10 I 2.5 ISO	2.5	M18, M20	-	12.6	7.4	1.4
T10 I 3.0 ISO	3.0	M24	M28	12.6	7.4	1.6

### UN

Inserts for internal thread

Ordering Code	Pitch TPI	Nominal size	UNC	UNF	UNEF	D min	F	Y
T10 I 20UN	20	9/16, 5/8, 11/16			3/4	12.0	6.8	0.9
T10 I 18UN	18			9/16, 5/8		12.0	6.8	1.0
T10 I 16UN	16	9/16, 5/8, 11/16		3/4		12.0	6.8	1.1
T10 I 14UN	14			7/8		12.1	6.9	1.2
T10 I 12UN	12	5/8, 11/16, 3/4	9/16			12.1	6.9	1.4
T10 I 11UN	11		5/8			12.5	7.3	1.5

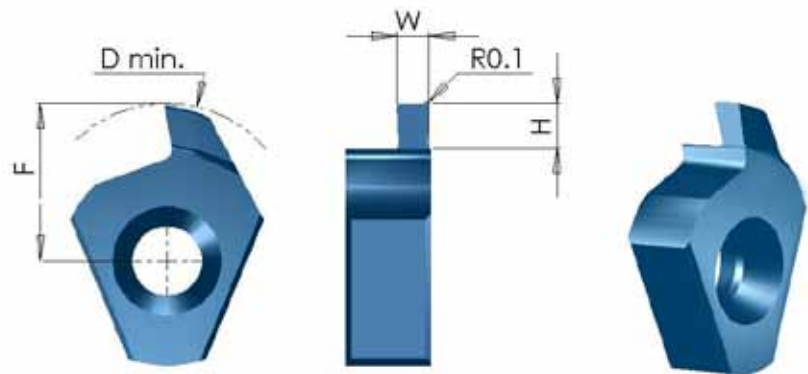
# Chamfering



Ordering Code	W	H max	$\alpha$	D min	F
<b>T10 C90</b>	0.2	1.8	90°	12.7	7.5

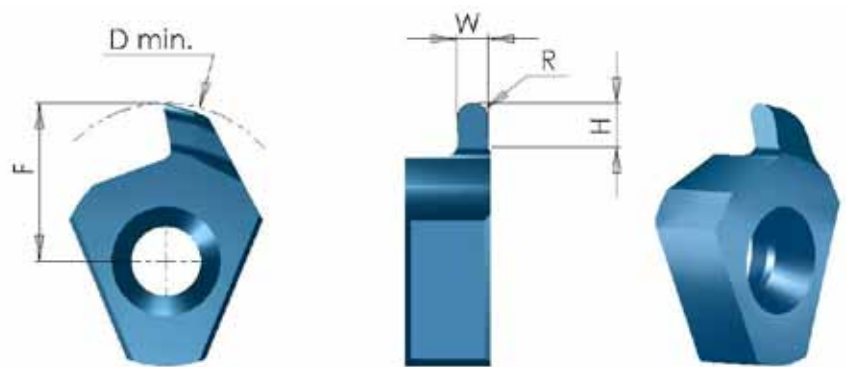
Same insert for right and left hand chamfers

# Grooving



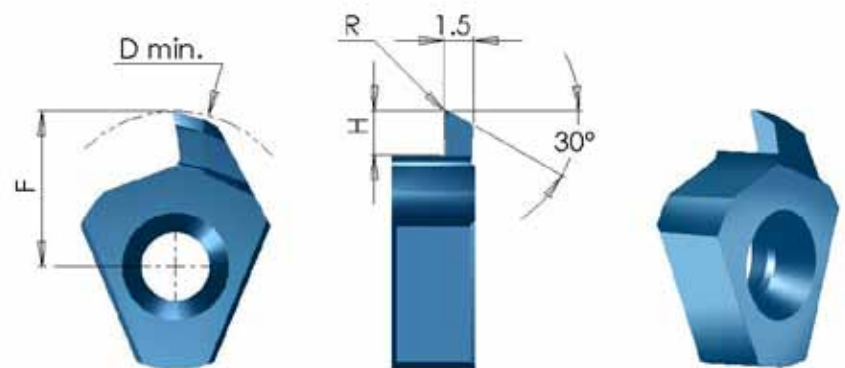
Ordering Code	W $\pm 0.02$	H max	D min	F
<b>T10 G W10 H14</b>	1.0	1.4	12.3	7.1
<b>T10 G W15 H14</b>	1.5			
<b>T10 G W20 H14</b>	2.0			
<b>T10 G W10 H23</b>	1.0	2.3	13.1	7.9
<b>T10 G W15 H23</b>	1.5			
<b>T10 G W20 H23</b>	2.0			
<b>T10 G W25 H23</b>	2.5			
<b>T10 G W30 H23</b>	3.0			

## Full Radius Grooving



Ordering Code	W ±0.02	R	H max	D min	F
T10 K R04 H22	0.8	0.4	2.2	13.1	7.9
T10 K R06 H22	1.2	0.6			
T10 K R09 H22	1.8	0.9			
T10 K R10 H22	2.0	1.0			

## Back Turning



Ordering Code	R	H max	D min	F
T10 X R02 H23	0.2	2.3	13.1	7.9
T10 X R04 H23	0.4			



1st Hacharoshet St., Maalot Industrial Zone 2101302, ISRAEL  
Tel: (972) 4-9077400, Fax: (972) 4-9077440.  
E-mail: [info@carmex.com](mailto:info@carmex.com) Website: [www.carmex.com](http://www.carmex.com)  
Postal address: P.O. Box 404, Maalot 2101302, ISRAEL.